

「

」

.

2000. 1. 15.

:

:

1.

2.

2000 3 ~ 2000 12

3.

4.

가.

		3	4	5	6	7	8	9	10	11	12			
o - 2 - - o - Visual C++ - o														
(%)		30			30			40						

.

1)

o 2

o

o

2)

o

o

Log - Search

가

o CCV (Color Coherent Vector)

가

o

5.

1)

가

2)

3)

가

4)

6.

1)

DB

2)

가

3)

7.

1)

2)

SUMMARY

Satellite imagery contains various and abundant information for the earth surface. Therefore the analysis of the imagery generally needs complicate and time consuming processes for application use. Especially in the satellite data retrieval, color histogram and texture of the satellite data are used as important factors, and they significantly affects the quality and accuracy of the retrieval results. This paper showed the retrieval results by using the imagery features and color coherence vector (CCV). A color coherence vector stores the number of coherent versus incoherent pixels with each color. By separating coherent pixels from incoherent pixels, CCV's provide finer distinctions than color histogram. Also, we showed the performance and the applicability of CRLM_R features to the content-based image retrieval.

1

2

- 1 Color Histogram
- 2 Color Coherence Vector
- 3 CRLM

3

- 1 SPOT
- 2

4

2- 1.

2-2. 2- 1 CCV

3- 1. Color Histogram

3-2. CCV

3-3. CRLM_R

3-4.

2- 1.	6 × 6	
2- 2.	2- 1	
2- 3.	2- 2	
2- 4.	CRLM	
3- 1.	Color Histogram	1
3- 2.	Color Histogram	2
3- 3.	Color Histogram	3
3- 4.	Color Histogram	4
3- 5.	Color Histogram	5
3- 6.	CCV	1
3- 7.	CCV	2
3- 8.	CCV	3
3- 9.	CCV	4
3- 10.	CCV	5
3- 11.	CRLM_R	1
3- 12.	CRLM_R	2
3- 13.	CRLM_R	3
3- 14.	CRLM_R	4
3- 15.	CRLM_R	5

•

,

가

.

,

,

,

.

.

.

,

,

.

DB

.

1988

10

1994

가

1996

,

,

,

,

,

.

,

[illegible]

●

’ ’ ’ ’

•

•

•

•

.

;

•

•

•

•

RGB (2- 1), (2- 2), (2- 3)

.

$rg = r - g$ (2- 1)

$by = 2 * b - r - g$ (2- 2)

$wb = r + g + b$ (2- 3)

(rg, by, wb) (X, Y, Z) XYZ Bin

.

가 .

.

2 Color Coherence Vector

CCV , 가

가 가

. 2- 1 가 6×6

가 ,

33	35	28	7	5	22
13	14	32	21	3	19
11	8	26	39	19	3
8	24	13	36	23	5
33	8	37	13	6	31
2	26	35	22	21	18

$r = 4$, 4
 $, 4$.
 n
 $.$
 $0 (0 \leq i \leq 9) , 1 (10 \leq i \leq 19) , 2 (20 \leq i \leq 29) , 3 ($
 $30 \leq i \leq 39)$ 4 ,
 $0, 1, 2, 3$ $2-2$
 $.$

3	3	2	0	0	2
1	1	3	2	0	1
1	0	2	3	1	0
0	2	1	3	2	0
3	0	3	1	0	3
0	2	3	2	2	1

(a) 0

3	3	2	0	0	2
1	1	3	2	0	1
1	0	2	3	1	0
0	2	1	3	2	0
3	0	3	1	0	3
0	2	3	2	2	1

(b) 1

3	3	2	0	0	2
1	1	3	2	0	1
1	0	2	3	1	0
0	2	1	3	2	0
3	0	3	1	0	3
0	2	3	2	2	1

(c) 2

3	3	2	0	0	2
1	1	3	2	0	1
1	0	2	3	1	0
0	2	1	3	2	0
3	0	3	1	0	3
0	2	3	2	2	1

(d) 3

A, B, C

2-3 ,
.

L	L	G	A	A	H
C	C	L	G	A	D
C	B	G	L	D	A
B	G	E	L	I	A
M	B	L	E	A	N
B	J	L	K	K	F

2-3. 2-2

2-1 , 2-2 6×6
CCV .
 α_j , β_j (α_j ,
 β_j) . CCV $\{(\alpha_1, \beta_1), ..., (\alpha_n, \beta_n)\}$.

2-1.

Label	A	B	C	D	E	F	G	H	I	J	K	L	M	N
Bucket	0	0	1	1	1	1	2	2	2	2	2	3	3	3
	6	4	3	2	2	1	4	1	1	1	2	7	1	1

2-2. 2-1 CCV

Bucket	0	1	2	3
Coherence	10	0	4	7
Uncoherence	0	8	5	2

3 CRLM

CRLM (Color Run Length Matrix) GLRLM (Gray Level Run Length Matrix) , $I(.,.)$ CRLM θ .

$$CRLM(m,n)=Card[\{(i,j)\in I \mid I(i,j)=m, \tau(m,\theta)=n\}] \tag{2-4}$$

$\tau(m,\theta)$ θ m run-length .
CRLM 가 , CRLM
CRLM .
2-4 CRLM .

m_0	m_1	m_2	m_3
m_0	m_2	m_3	m_3
m_2	m_1	m_1	m_1
m_3	m_0	m_3	m_0

	Run Length			
	1	2	3	4
m_0	4	0	0	0
m_1	1	0	1	0
m_2	3	0	0	0
m_3	3	1	0	0

(a) Original Image

(b) CRLM ($\theta= 0^\circ$)

2-4. CRLM

CRLM CRLM
CRLM 2-5
가

$$CRLM_R(m)=\sum_n CRLM(m,n) \tag{2-5}$$

•

1997 9 29 SPOT
2923 × 1232
64 × 64 250
가
RGB
64 Hue
CCV RGB 32 Hue
Coherence 64
CRLM
RGB 64 Hue
CRLM_R (64)
64

Red, Green, Blue 가
, RGB

HSI 가

HSI (Hue, Saturation, Intensity)
, HSI

H
H

$$Precision = \frac{R_r}{T_r} \tag{3-1}$$

R_r :

T_r :

R_r ,
 ,
 .
 .

1 SPOT

1. Color Histogram

,

,

.

가.

- o Hue
- o RGB HSI , Hue : - +
- o Hue 64 (0- 63)
- o 64 Hue
- o : (S)

$$S = 1 - \frac{\sum_i (Q_i - R_i)^2}{A \text{ vailable } \text{Max } \text{Error}} \quad (3-2)$$

Q_i :

R_i :

o 가 0.95

o Precision .

.


o .

o 3- 1, 3- 2,


3- 3, 3- 4, 3- 5 .



()



(1)



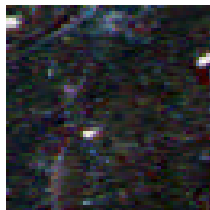
(2)




(3)




(4)




()



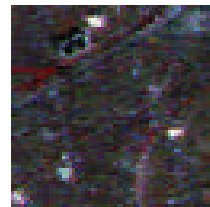
(1)




(2)



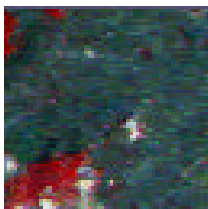
(3)




(4)



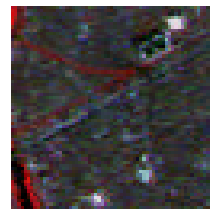
(5)



(6)



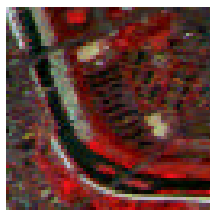
(7)



(8)

3-2. Color Histogram

2



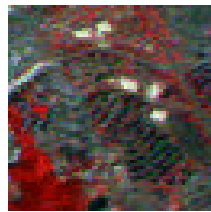
()




(1)




(2)



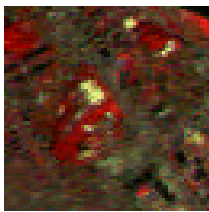
(3)




(4)




(5)




(6)



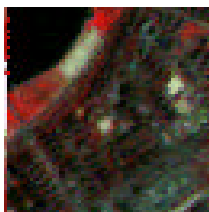
(7)



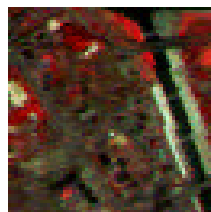
(8)



(9)




(10)




(11)

3-3. Color Histogram

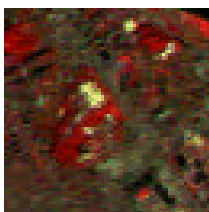
3




()



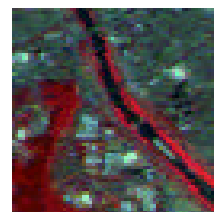
(1)



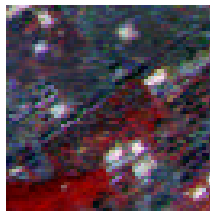
(2)




(3)




(4)




(5)




(6)



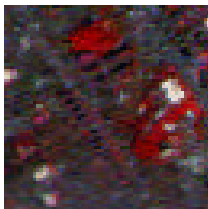
(7)




(8)




(9)




(10)




(11)




(12)




(13)




(14)



(15)




(16)

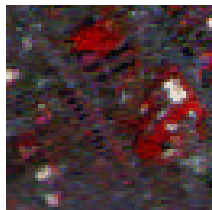


(17)

3-4. Color Histogram




()



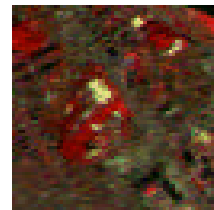
(1)




(2)



(3)



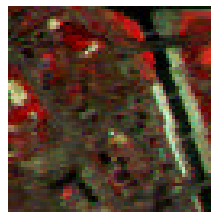
(4)




(5)




(6)



(7)




(8)




(9)




(10)



(11)



(12)




(13)



(14)



(15)



(16)

o Precision

o

o

3- 1

3- 1. Color Histogram

			Precision	
1	4	3	0.75	1,2,3
2	8	5	0.625	1,2,3,4,8
3	11	5	0.455	1,2,8,10,11
4	17	9	0.529	1,2,3,5,6,7,10,12,13
5	16	8	0.5	1,3,4,5,8,9,12,13
			0.5718	

2. Color Coherence Vector

CCV (Color Coherence Vector)

가

. CCV

Coherence

Uncoherence

.

가

Coherence

,

Uncoherence

.

가.

o RGB

HSI

o

Hue

32

o 32

Coherence

Uncoherence

가

64

가

.

o

o

.

.

o CCV


.

o

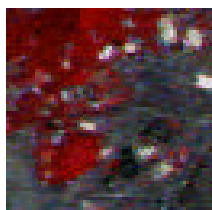
3-6, 3-7,

3-8, 3-9, 3-10


.




()



(1)




(2)




(3)

3-6. CCV


1




()




(1)




(2)




(3)




(4)



(5)




(6)




(7)

3-7. CCV


2




()



(1)




(2)




(3)

3-8. CCV


3




()



(1)



(2)




(3)



(4)




(5)



(6)

3-9. CCV


4




()




(1)




(2)




(3)




(4)



(5)




(6)




(7)



(8)




(9)




(10)




(11)




(12)



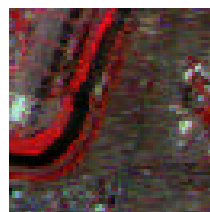
(13)



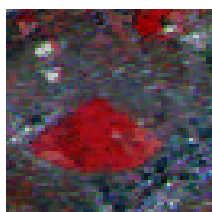
(14)



(15)




(16)




(17)



(18)




(19)




(20)




(21)



(22)



(23)



(24)

3-6

3-10

CCV

3-2

.

3-2. CCV

			Precision	
1	3	2	0.667	1,3
2	7	4	0.571	1,2,3,5
3	3	2	0.667	1,3
4	6	4	0.667	1,2,4,5
5	24	15	0.625	1,2,4,8,9,10,11,12,13,17,18,19,22,23,24
			0.6394	

3. CRLM_R

CCV

CRLM

가.


- o RGB HSI
- o Hue 64
- o Hue CRLM_R
- o
- o

.


- o CRLM_R Run-Length
가 .

- o 3- 11, 3- 12,
3- 13, 3- 14, 3- 15 .

- o CCV
3-3 .




()




(1)




(2)



(3)



(4)




(5)

3- 11. CRLM_R

1




()




(1)




(2)




(3)




(4)




(5)




(6)




(7)



(8)




(9)




(10)

3- 12. CRLM_R


2




()




(1)




(2)




(3)



(4)




(5)




(6)




(7)



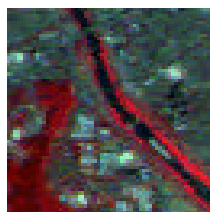
(8)




(9)



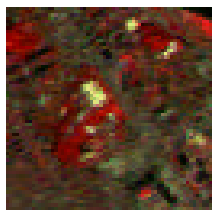
(10)



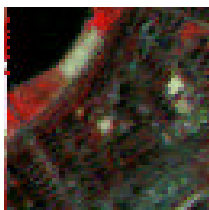
(11)




(12)




(13)



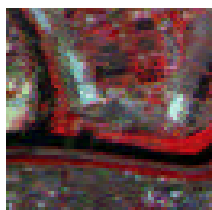
(14)



(15)



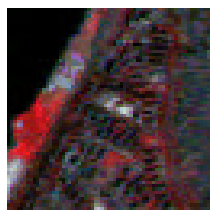
(16)



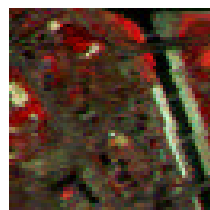
(17)



(18)



(19)




(20)



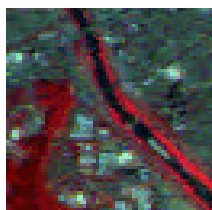
(21)

3- 13. CRLM_R

3



()




(1)




(2)



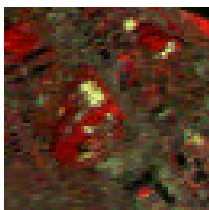
(3)



(4)



(5)




(6)




(7)




(8)



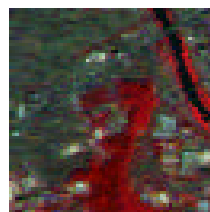
(9)



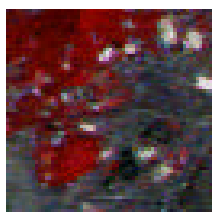
(10)




(11)




(12)




(13)



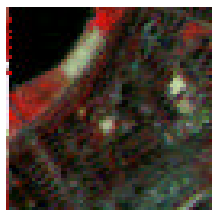
(14)




(15)




(16)




(17)




(18)



(19)



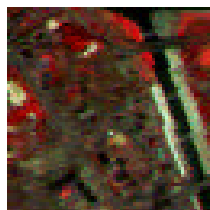
(20)




(21)



(22)



(23)




(24)




(25)

3 - 14. CRLM_R


4



()




(1)



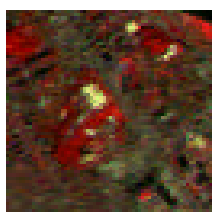
(2)




(3)



(4)




(5)




(6)




(7)




(8)




(9)



(10)




(11)




(12)




(13)



(14)




(15)




(16)




(17)



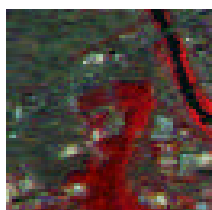
(18)




(19)




(20)



(21)



(22)



(23)

3-3. CRLM_R

			Precision	
1	5	4	0.8	1,2,3,4
2	10	6	0.6	1,2,3,4,5,8
3	21	11	0.524	1,3,4,6,11,14, 15,16,17,19,20
4	25	15	0.6	2,3,4,6,8,9,11,13,14, 16,19,20,21,22,24,25
5	23	16	0.696	1,2,4,5,6,8,9,10,12,1 4,16,17,18,22,23
			0.644	

Precision
 Color Histogram, CCV, CRLM_R 가
 3-4 .
 Color Histogram CCV가
 , CRLM_R 가

3-4.

	Precision		
	Histogram	CCV	CRLM_R
1	0.75	0.667	0.8
2	0.625	0.571	0.6
3	0.455	0.667	0.524
4	0.529	0.667	0.6
5	0.5	0.625	0.696
	0.5718	0.6394	0.644

4

2000

,

.

가 .

Color Coherence Vector
Length Matrix)

CRLM (Color Run
CRLM_R

.

Color Histogram

가

가 .

1

가

가 가

.

가 ,

가

, ,

,

.

.

1. Michael Unser, "Sum and Difference Histograms for Texture Classification," IEEE Trans. on Pattern Analysis and Machine Intelligence, PAMI-8(1) : 118-125, 1986.
2. J. Huang, S. Ravi Kumar, Mandar Mitra, Wei-Jing Zhu and Ramin Zabih, "Image Indexing Using Color Correlograms," IEEE Int. Conf. on CVPR, 762-768, 1997.
3. J. R. Smith and S. F. Chang, "Tools and techniques for color images Retrieval," In Symposium on Electric Imaging : Science and Technology-Storage & retrieval for Image and Video Data-base IV, IS&T/SPIE Proceedings 2670, 1996.
4. M. P. Dubuisson-Jolly and A. Gupta, "Color and Texture Fusion : Application to Aerial Image Segmentation and GIS Updating," Proc. of the Workshop on Applications of Computer Vision, 1996.
5. Greg Pass and Ramin, "Histogram Refinement for Content-Based Image Retrieval," IEEE workshop on Applications of Computer Vision, pp. 96-102, 1996.
6. , , , "
," , 15 3 , 1999. 9.
7. , , "Color Coherence Vector
," .
8. , , "
," , 4 4 , 1997.
9. , , "
," , 22 5
, 1997.